

CHISEL / SUBSOLADOR
CHISEL / SOBSOILER
CULTIVATEUR / DÉCOMPACTEUR

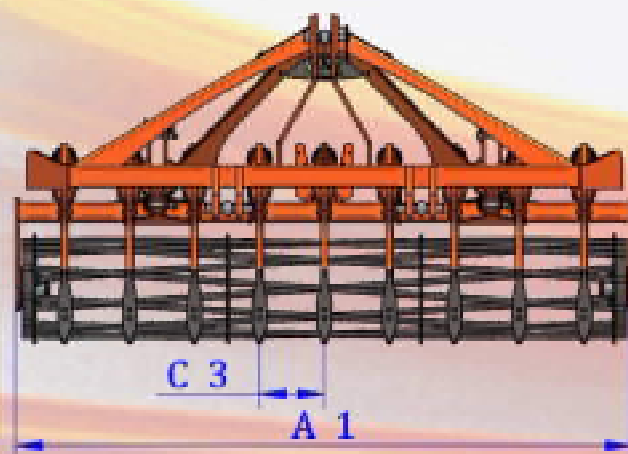
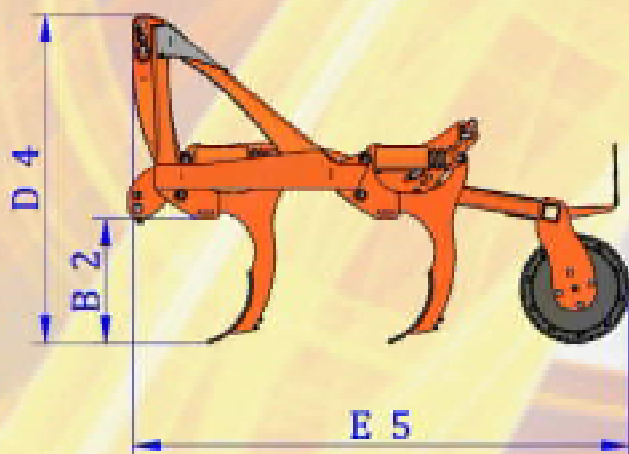


SEMICHISEL FIJO 2 HILERAS
 SEMICHISEL FIXE 2 ROWS
 SEMICULTIVATEUR FIXE 2 RANGÈES



MODELO MODEL/MODÈLE	Nº BRAZOS ARMS/DENTS	A1	B2	C3	D4	E5	HP	KG
SCF2H7B	7	2600	600	305	1550	2350	100-120	1500
SCF2H9B	9	2900	600	305	1550	2350	120-140	1580
SCF2H11B	11	3500	600	305	1550	2350	140-160	1665

* Medidas aproximadas / * Approximate measurements / * Mesures approximatives



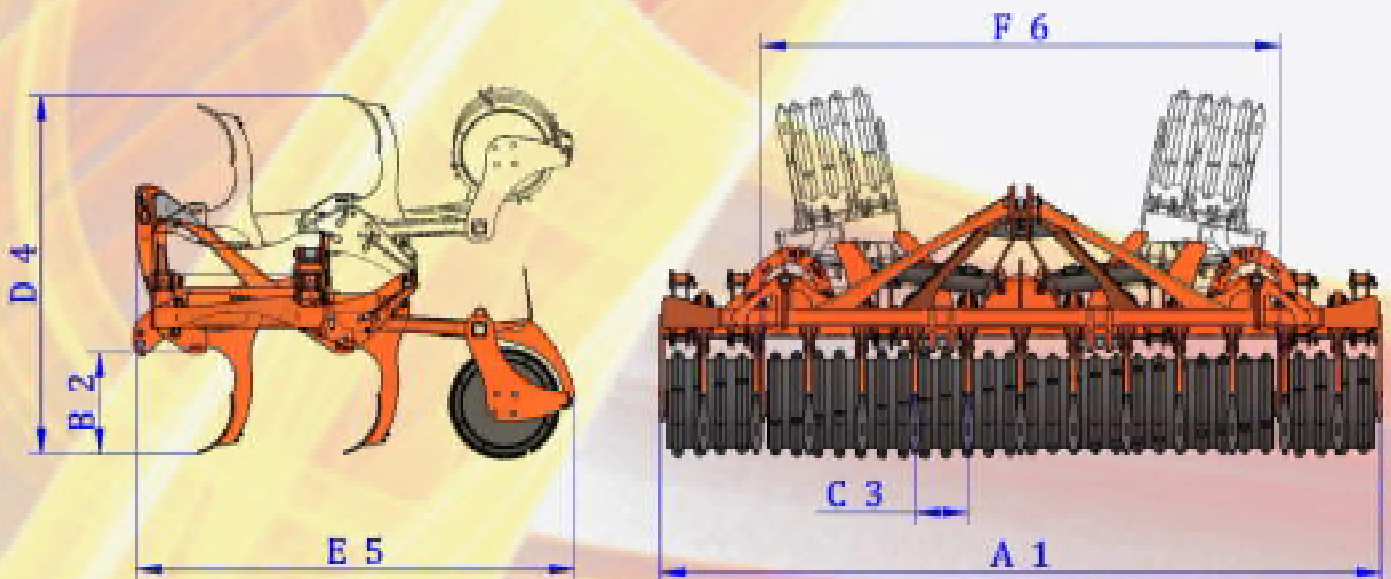


SEMICHISEL VOLTEO 2 HILERAS
 SEMICHISEL TIPPING 2 ROWS
 SEMICULTIVATEUR PLIÉE 2 RANGÈES



MODELO MODEL/MODÈLE	Nº BRAZOS ARMS/DENTS	A1	B2	C3	D4	E5	F6	HP	KG
SCV2H13B	13	4200	600	305	1550	2550	3000	160-180	2385
SCV2H15B	15	4800	600	305	1550	2550	3000	180-220	2700
SCV2H17B	17	5400	600	305	1550	2550	3000	240-280	2835

* Medidas aproximadas / * Approximate measurements / * Mesures approximatives



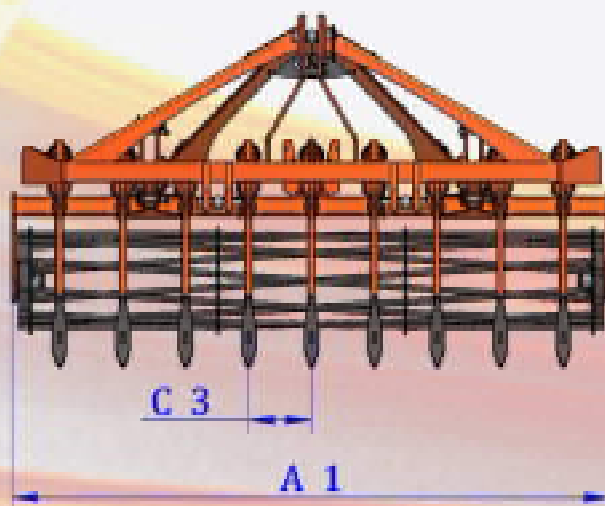
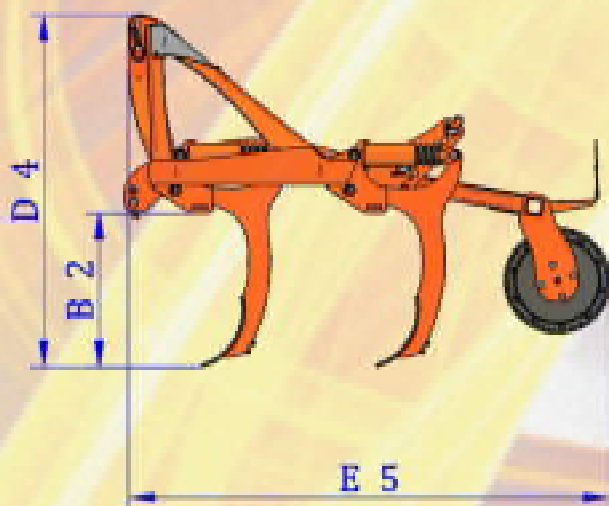


CHISEL FIJO 2 HILERAS
 CHISEL FIXE 2 ROWS
 CULTIVATEUR FIXE 2 RANGÈES



MODELO MODEL/MODÈLE	Nº BRAZOS ARMS/DENTS	A1	B2	C3	D4	E5	HP	KG
CF2H7B	7	2600	750	305	1710	2350	100-120	1670
CF2H9B	9	2900	750	305	1710	2350	120-140	1760
CF2H11B	11	3500	750	305	1710	2350	140-160	1850

* Medidas aproximadas / * Approximate measurements / * Mesures approximatives



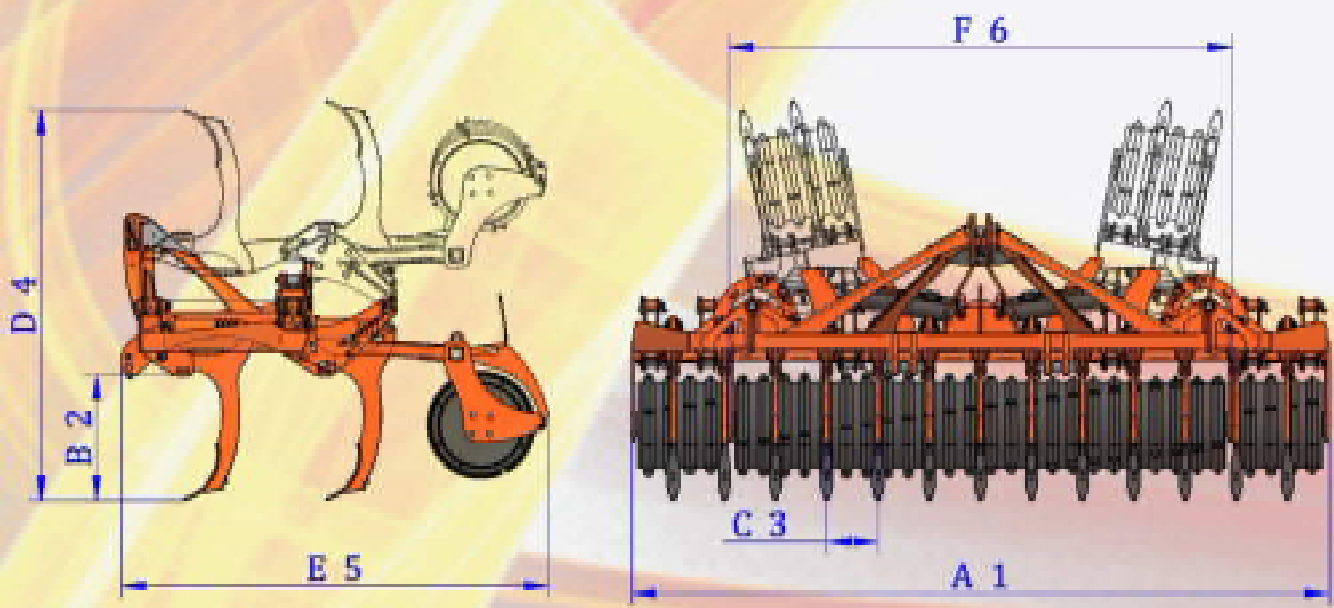


CHISEL VOLTEO 2 HILERAS
 CHISEL TIPPING 2 ROWS
 CULTIVATEUR PLIÉE 2 RANGÈES



MODELO MODEL/MODÈLE	Nº BRAZOS ARMS/DENTS	A1	B2	C3	D4	E5	F6	HP	KG
CV2H13B	13	4200	750	305	1710	2550	3000	160-180	2500
CV2H15B	15	4800	750	305	1710	2550	3000	180-220	2900
CV2H17B	17	5400	750	305	1710	2550	3000	240-280	3100

* Medidas aproximadas / * Approximate measurements / * Mesures approximatives



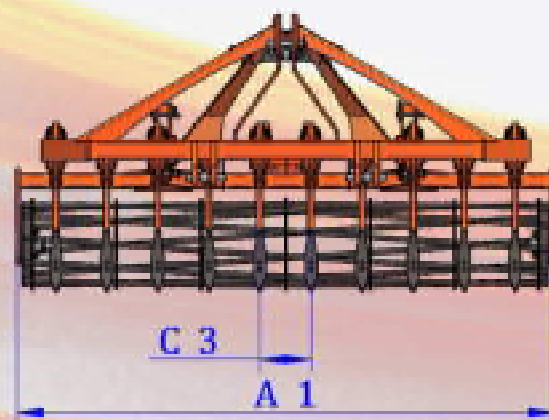
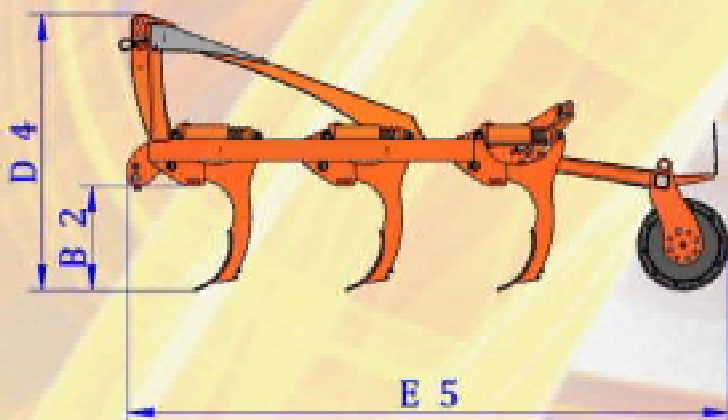


SEMICHISEL FIJO 3 HILERAS
 SEMICHISEL FIXE 3 ROWS
 SEMICULTIVATEUR FIXE 3 RANGÈES



MODELO MODEL/MODÈLE	Nº BRAZOS ARMS/DENTS	A1	B2	C3	D4	E5	HP	KG
SCF3H10B	10	3000	600	285	1550	3360	140-160	1833
SCF3H12B	12	3600	600	285	1550	3360	160-180	1833

* Medidas aproximadas / * Approximate measurements / * Mesures approximatives



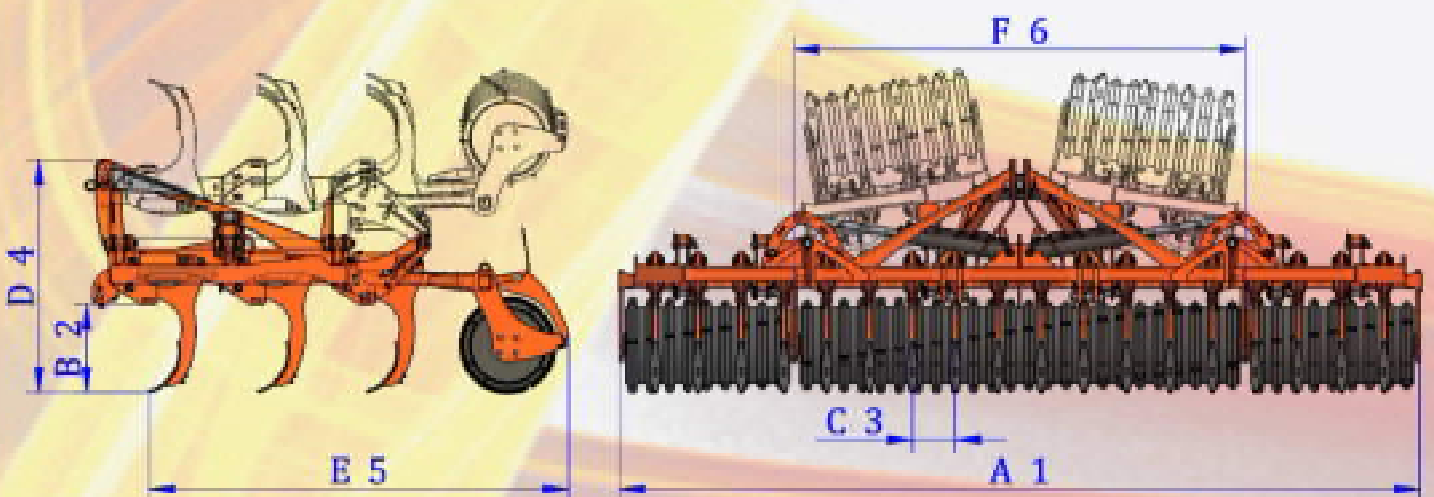


SEMICHISEL VOLTEO 3 HILERAS
 SEMICHISEL TIPPING 3 ROWS
 SEMICULTIVATEUR PLIÈE 3 RANGÈES



MODELO MODEL/MODÈLE	Nº BRAZOS ARMS/DENTS	A1	B2	C3	D4	E5	F6	HP	KG
SCV3H14B	14	4100	600	285	1550	3160	3000	200-260	2583
SCV3H16B	16	4700	600	285	1550	3160	3000	260-300	2700
SCV3H18B	18	5300	600	285	1550	3160	3000	300-340	2952

* Medidas aproximadas / * Approximate measurements / * Mesures approximatives



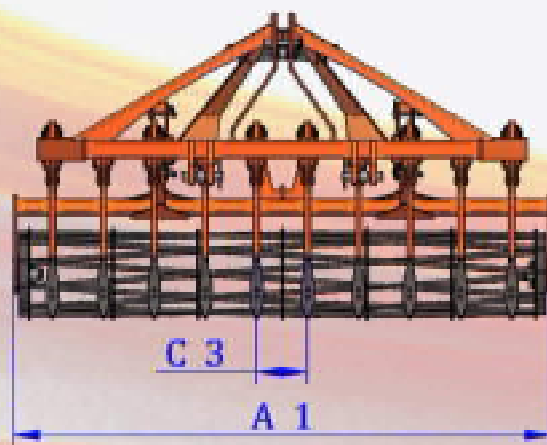
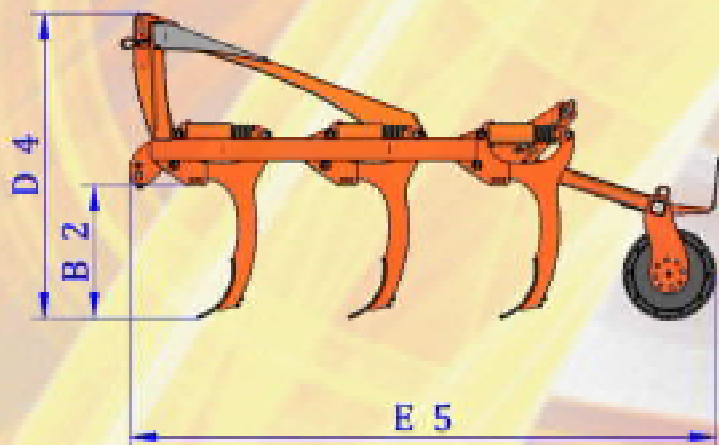


CHISEL FIJO 3 HILERAS
 CHISEL FIXE 3 ROWS
 CULTIVATEUR FIXE 3 RANGÈES



MODELO MODEL/MODÈLE	Nº BRAZOS ARMS/DENTS	A1	B2	C3	D4	E5	HP	KG
CF3H10B	10	3000	750	305	1710	3350	140-160	1610
CF3H12B	12	3600	750	305	1710	3350	160-180	1815

* Medidas aproximadas / * Approximate measurements / * Mesures approximatives



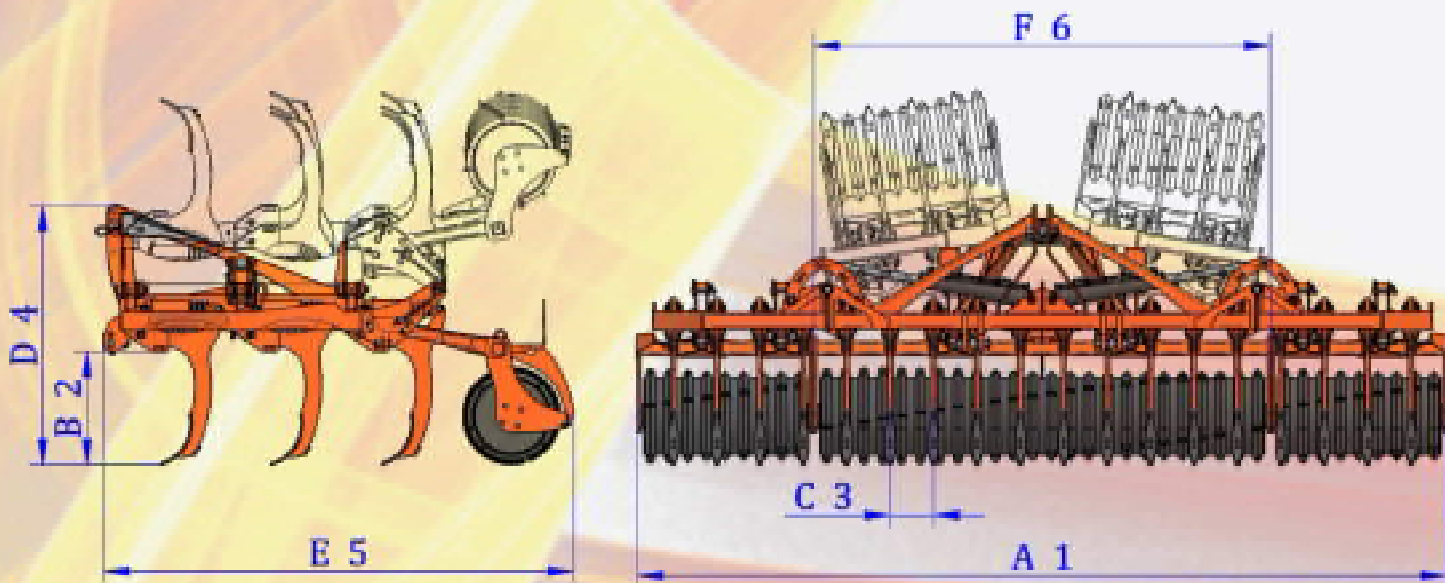


CHISEL VOLTEO 3 HILERAS
CHISEL TIPPING 3 ROWS
CULTIVATEUR PLIÉE 3 RANGÈES



MODELO MODEL/MODÈLE	Nº BRAZOS ARMS/DENTS	A1	B2	C3	D4	E5	F6	HP	KG
CV3H14B	14	4100	750	285	1710	3080	3000	220-280	2870
CV3H16B	16	4700	750	285	1710	3080	3000	280-320	3000
CV3H18B	18	5300	750	285	1710	3080	3000	320-360	3280

* Medidas aproximadas / * Approximate measurements / * Mesures approximatives





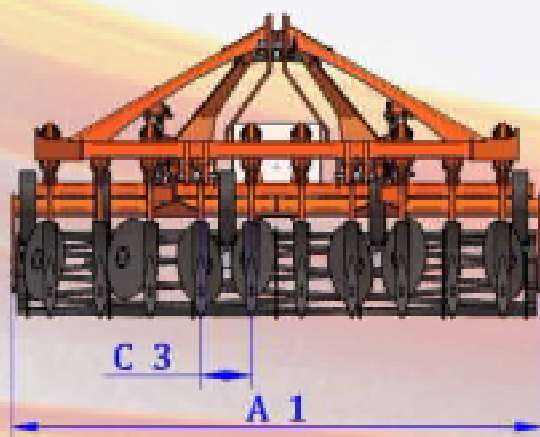
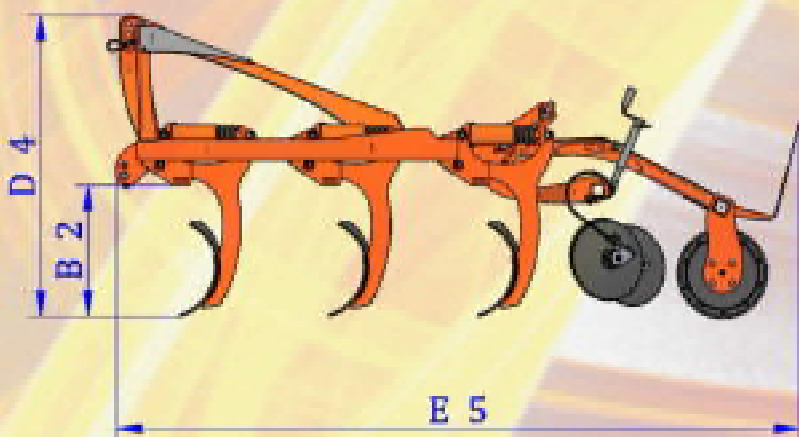
CHISEL RASTROJERO FIJO 3 HILERAS
 CHISEL PLOUGH FIXE 3 ROWS
 CULTIVATEUR PROFILÉE FIXE 3 RANGÈES

- Discos traseros incluidos
- Rejas volteadoras incluidas



MODELO MODEL/MODÈLE	Nº BRAZOS ARMS/DENTS	A1	B2	C3	D4	E5	HP	KG
CFR3H10B	10	3000	750	285	1710	3870	140-160	1740
CFR3H12B	12	3600	750	285	1710	3870	160-180	2050

* Medidas aproximadas / * Approximate measurements / * Mesures approximatives





CHISEL RASTROJERO VOLTEO 3 HILERAS

CHISEL PLOUGH TIPPING 3 ROWS

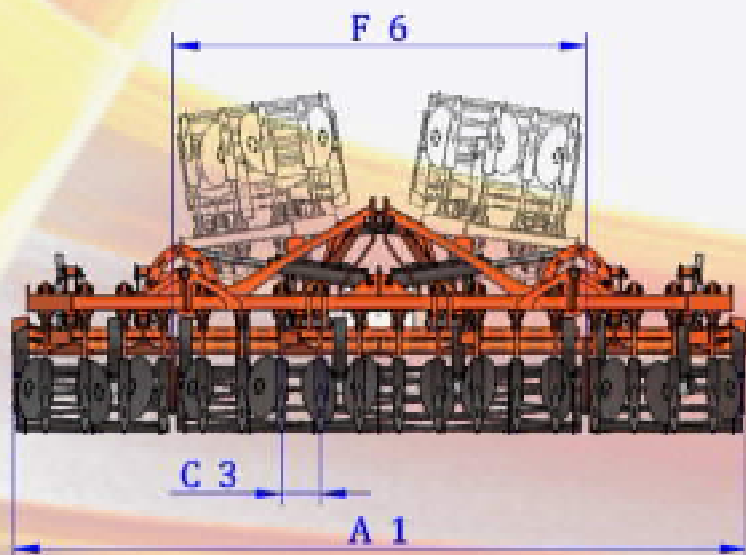
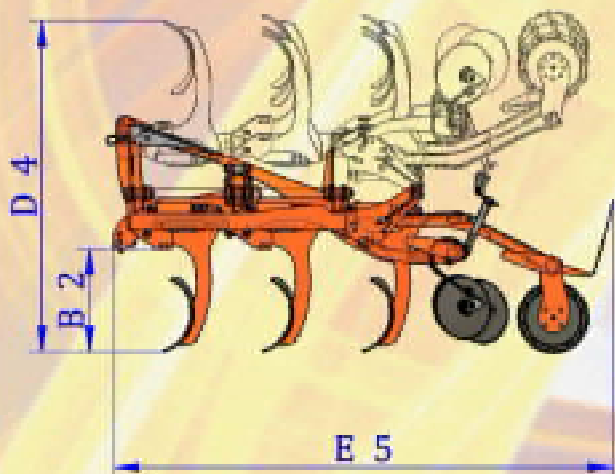
CULTIVATEUR PROFILÉE PLIÉE 3 RANGÈES

- Discos traseros incluidos
- Rejas volteadoras incluidas



MODELO MODEL/MODÈLE	Nº BRAZOS ARMS/DENTS	A1	B2	C3	D4	E5	F6	HP	KG
CVR3H14B	14	4100	745	285	2400	3630	3000	220-280	3010
CVR3H16B	16	4700	745	285	2400	3630	3000	280-320	3220
CVR3H18B	18	5300	745	285	2400	3630	3000	320-360	3550

* Medidas aproximadas / * Approximate measurements / * Mesures approximatives



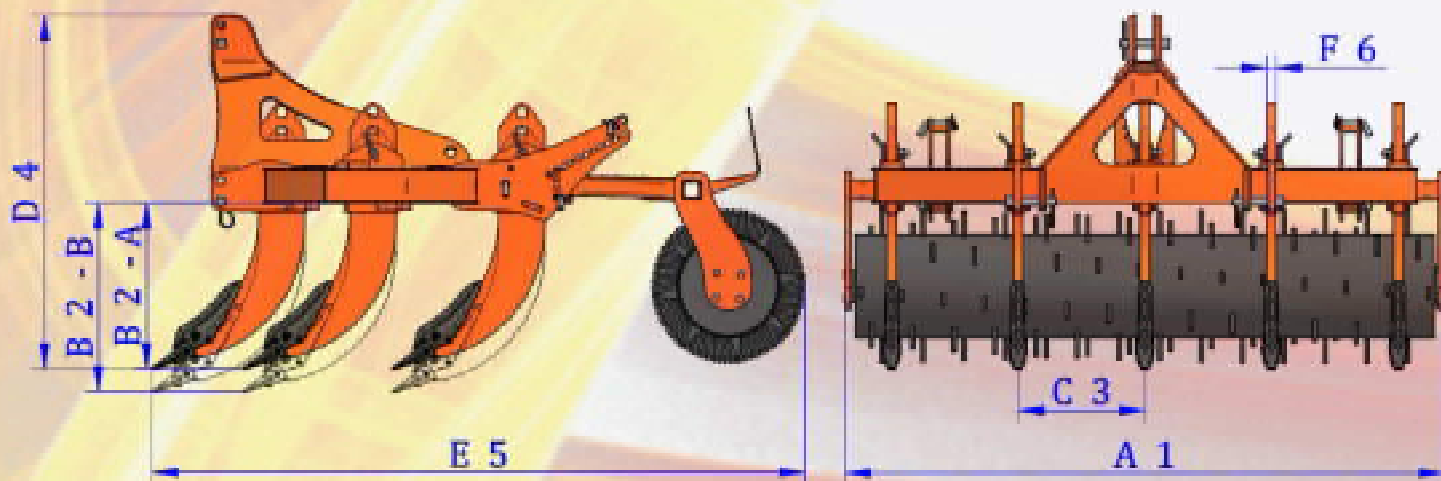


SUBSOLADOR FIJO
 SOBSOILER FIXE
 DÉCOMPACTEUR FIXE



MODELO MODEL/MODÈLE	Nº BRAZOS ARMS/DENTS	A1	B2-A	B2-B	C3	D4	E5	F6	HP	KG
SR5-160	5	2600	700	800	550	1550	2850	40	160-180	1500
SR7-160	7	3000	700	800	440	1550	2800	40	180-220	1650
SR7-240	7	3000	770	870	440	1600	2800	40	240-280	1950
SR7-240-50	7	3000	770	870	440	1600	2800	50	280-320	2010
SR9-240	9	3900	770	870	450	1600	2800	40	280-320	2730

* Medidas aproximadas / * Approximate measurements / * Mesures approximatives



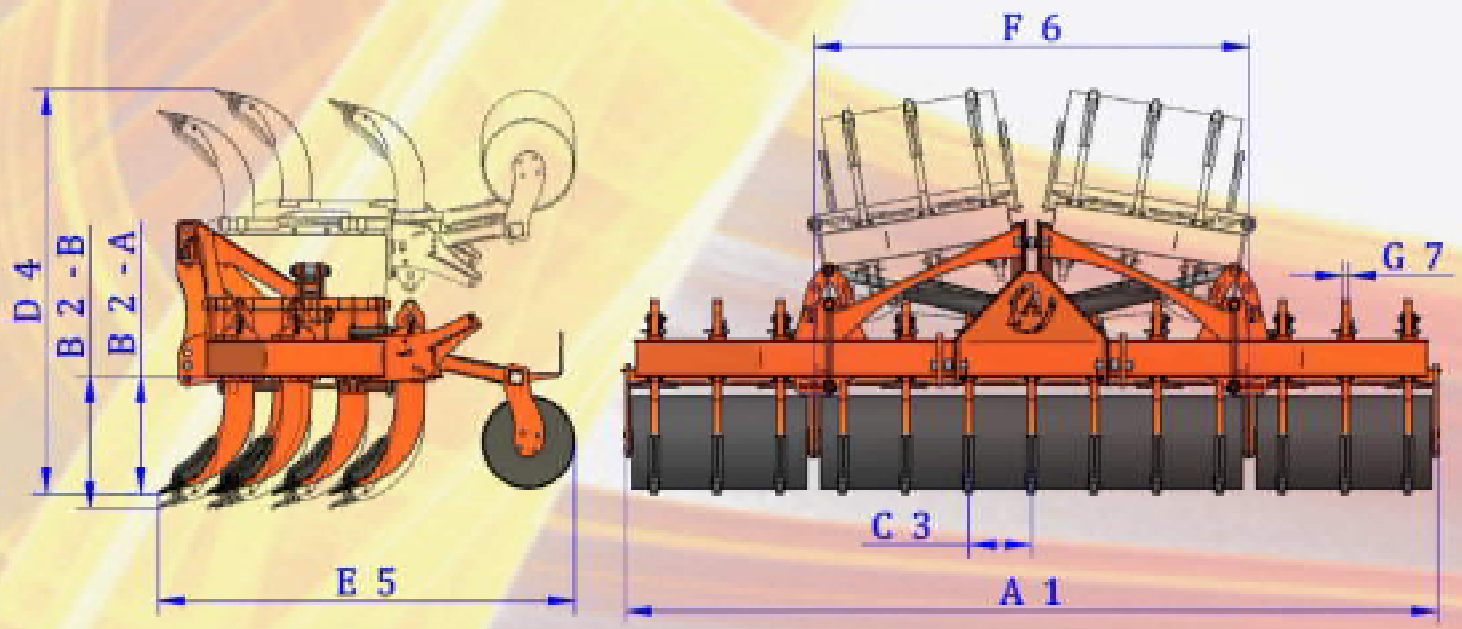


SUBSOLADOR VOLTEO
 SOBSOILER TIPPING
 DÉCOMPACTEUR PLIÈE



MODELO MODEL/MODÈLE	Nº BRAZOS ARMS/DENTS	A1	B2-A	B2-B	C3	D4	E5	F6	G7	HP	KG
SRV9-240	9	3800	770	870	440	2840	2920	3000	40	280-320	4110
SRV11-240	11	4700	770	870	440	2840	2920	3000	40	320-340	5050
SRV13-240	13	5690	820	920	440	2840	2920	3000	50	340-360	5980

* Medidas aproximadas / * Approximate measurements / * Mesures approximatives



TIPOS DE RODILLOS para chisel y subsolador TYPES OF ROLLERS to chisel and subsoiler TYPES DE ROULEAUX à cultivateur et décompacteur



Rodillo de puas
Roller of paws
Rouleaux os paws



Rodillo barra corrugada
Corrugated stick roller
Rouleaux barre ondulé



Rodillo angular
Roller angular
Rouleaux angulaire



Rodillo liso
Smooth roller
Rouleaux lisse



Rodillo packer angular
Roller packer angular
Rouleaux packer angulaire



Rodillo doble
Double roller
Double rouleaux